

# Welcome to Smartboard Lesson Template Section

You will find a template and then an example after the template showing how it could be used.

Feel free to use and modify as you like.  
Remember to keep sharing the good news about how we can ENGAGE students with interactive lessons.

Sincerely,  
Dave Sladkey [dsladkey@naperville203.org](mailto:dsladkey@naperville203.org)

Find 3 or more items with the same characteristic.

Drag them to this space

- |                  |                  |
|------------------|------------------|
| A. $y = -3x + 6$ | I. $y = -5$      |
| B. $y = 2x + 1$  | J. $y = .5x$     |
| C. $y = 2x - 5$  | K. $y = .5x + 1$ |
| D. $y = 0$       | L. $y = 1$       |
| E. $y = 4x - 5$  | M. $y = 3x$      |
| F. $y = -3x$     | N. $y = 2x + 6$  |
| G. $y = -x - 5$  | O. $y = -x$      |
| H. $y = 4x$      | P. $y = 4x + 1$  |

Name the characteristic

Find 3 or more items with the same characteristic.

Drag them to this space

- |         |         |
|---------|---------|
| A. item | I. item |
| B. item | J. item |
| C. item | K. item |
| D. item | L. item |
| E. item | M. item |
| F. item | N. item |
| G. item | O. item |
| H. item | P. item |

Name the characteristic

Delete these instructions. Double click on an item # and replace the writing with your own word(s) or sentences. Keep the letter name. Try to make at least 3 with the same characteristic. Use as many or as few items as needed.

# Drag these into the correct column

column 1

column 2

column 3

Delete these instructions. Double click on an item # and replace the writing with your own word(s) or sentences. Replace the column names as well. Use as many or as few items as needed.

item 3

item 12

item 11

item 5

item 8

item 10

item 6

item 1

item 9

item 7

item 4

item 2

# Sort into the correct column

**Column 1**

**Column 2**



Delete these instructions. Double click on an item # and replace the writing with your own word(s) or sentences. Keep the letter name. Replace the column names as well. Use as many or as few items as needed.

**item 1**

**item 2**

**item 3**

**item 4**

**item 5**

**item 6**

**item 7**


**item 8**

**item 9**

**item 10**

# Sort into the correct column

**Column 1**



**item 1**

**item 2**

**item 3**

**item 4**

**item 5**

**item 6**

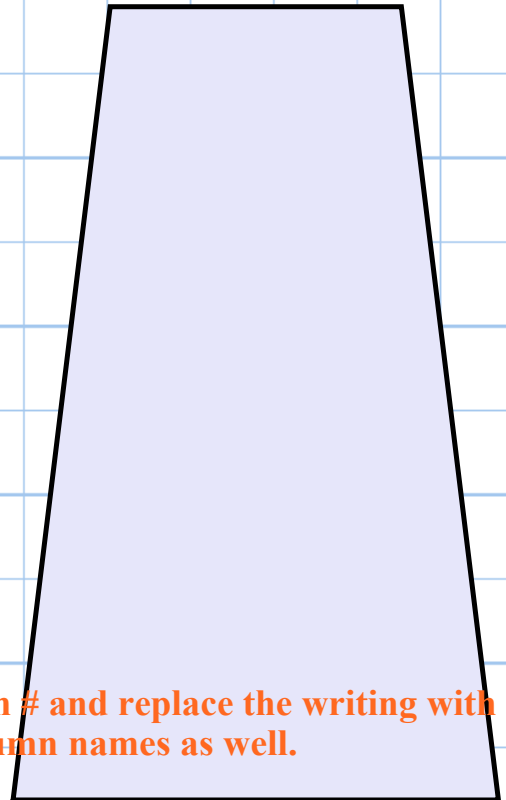
**item 7**

**item 8**

**item 9**

**item 10**

**Column 2**



Delete these instructions. Double click on an item # and replace the writing with your own word(s) or sentences. Replace the column names as well.

Sort these into three categories

category 3

category 1

category 2

category 2

category 1

category 3

Delete these instructions. Double click on an item # and replace the writing with your own word(s) or sentences. Use at least 2 items in each category.

category 3

category 1

category 2

# Sort items into categories

Delete these instructions. Double click on an item # and replace the writing with your own word(s) or sentences. Replace the column names as well. Use as many or as few items as needed.

**item 7**

**item 4**

**item 3**

**item 6**

**item 1**

**item 5**

**item 8**

**item 2**

Category 1

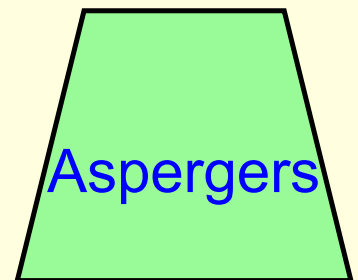
Category 2



Sort the items into the correct corner.



Separation



Energy

Highs and Lows

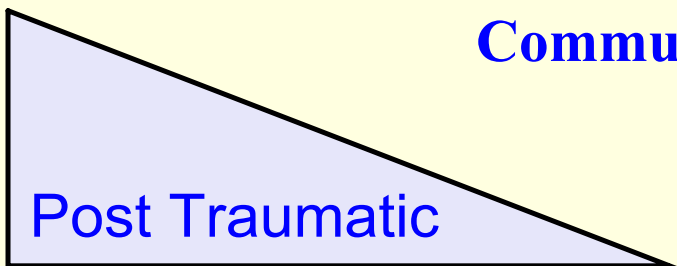
Mood Swings

Intense Fear

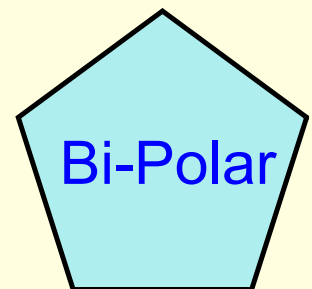
Avoidance of an Event

Autism

Poor Non-Verbal Communication



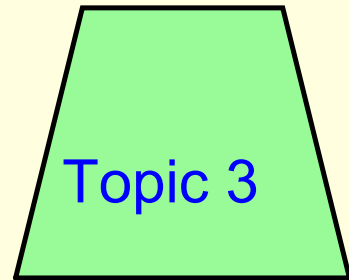
Panic



# Sort the items into the correct corner.



item



item

Delete these instructions. Double click on an item # and replace the writing with your own word(s) or sentences. Replace the topic names as well. Use as many or as few items as needed. You may have some items that can go into two different corners.

item

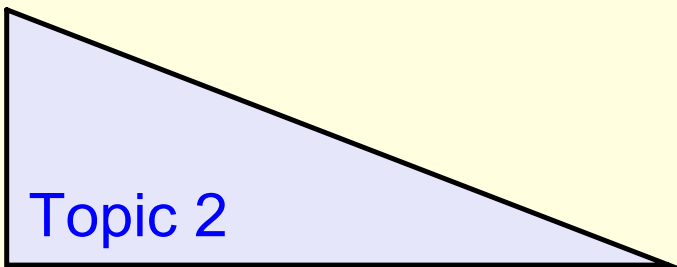
item

item

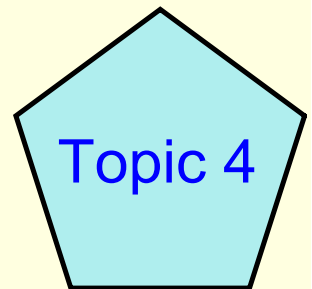
item

item

item



item



# Finish the chart

Title One	Title Two	Title Three
		item A
item B	item C	
		item D
Make your own		

**Sort these into the correct order**

**Collect materials, record results, and clean up.**

**Execute the experiment**

**Read experiment instructions.**

**Assign each member of the group a responsibility: Supplies person, Secretary, and Experimenter**

**Get test tubes and iodine**

# Sort these into the correct order

Delete these instructions. Double click on a sentence # and replace the writing with your own word(s) or sentences. Mix up the order of the sentences.

**Sentence 1**

**Sentence 2**


**Sentence 3**

**Sentence 4**

**Sentence 5**

**Sentence 6**

# Solving Equations Using Algebra Tiles



---

Model

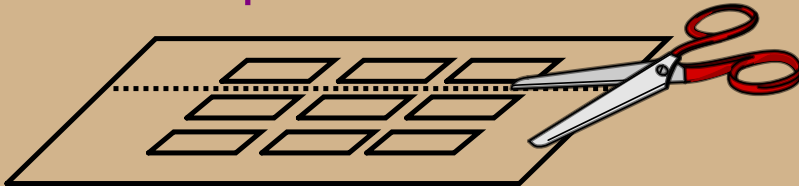
$=$

---


Equation










## Directions for solving a 3 by 3 puzzle

1. Work with your partner and get the handout and cut the 9 pieces out.




2. Try to rearrange your 9 pieces to make a new 3 by 3 with the interior edges matching.



$5^2 - 15$ $9$  $(3-1)^2$ $-9$ $12 - 3 \cdot 6 \div 2$	$(-3)^2$  $-3 - 1 \cdot 2$ $-14$	$3$ $-8 + 5 \cdot 2$  $(-2)(-3)$ $-17 + 10$
$3$ $-5$  $8 \div 2 - 10$ $5 - 8 \div 4$	$2 - 3 \cdot 6$ $4(3)^2$  $20$ $10 + 15 \div 5$	$-2 - 3 - 4$ $-5(-4)$  $-2(-3) + 3$ $9$
$-16 + 4^2 \div 8$ $-10$  $2$ $-5 \cdot (3 + 1)$	$6 \div 2 + 4$  $-4 - 6$ $6^2$	$13$  $-3^2$ $7$





Delete these instructions. Write on all of the edges making matches as you go. For example, a word and its definition. Not all of the edges will have a match. The outer ones will be decoys. Now select all of the words in a particular square using the control key. Group them together. Do this for each square. Mix the squares up on your page. You can have the class solve the puzzle at the smartboard, or you can copy the page and have pairs of students try to cut out the puzzle to solve.

Match the vocabulary with the appropriate definition.

Chirashi sushi

Funamori

Bara sushi

Futomaki

Nigiri sushi wrapped to hold in less solid ingredients.

Sushi rice and ingredients mixed together, as a rice salad.

Sushi rice bed under other ingredients.

Large roll

Match the vocabulary with the appropriate definition.

Word 1

Word 4

Word 2

Word 3

Word 5

Word 6

Delete these instructions. Double click on an item # and replace the writing with your own word(s) or sentences. Mix the items up around the page. Use as many or as few items as needed.

Definition 2

Definition 4

Definition 1

Definition 6

Definition 3

Definition 5

Find the matching pairs.



Delete these instructions. Move a box and then double click the word "item" and replace it with your own word(s) or picture. Now order the item or picture to the back. Replace the box to it's original place. Do this for all the boxes to make your matches.

Find the matching pairs.



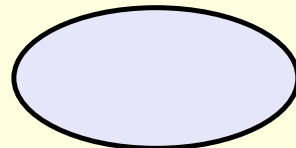

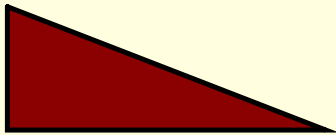
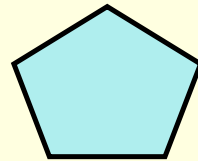


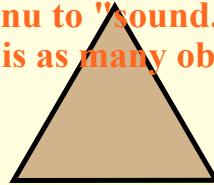


Delete these instructions. Move a box and then double click the word "item" and replace it with your own word(s) or picture. Now order the item or picture to the back. Replace the box to it's original place. Do this for all the boxes to make your matches.




## Find the matching Sounds

Delete these instructions. Make your own mp3 sounds or import some pre-made files to the attachment list. The attachment list is the tab below the gallery tab on the side. Click on the object and then the drop down menu to "sound..." . Now find your file and make the object the link. Do this for this as many objects as you need.



## Order these sounds

Delete these instructions. Make your own mp3 sounds or import some pre-made files to the attachment list. The attachment list is the tab below the gallery tab on the side. Click on the object and then the drop down menu to "sound...". Now find your file and make the object the link. Do this for this as many objects as you need.



## Find the answer to the following

Problem 1

Problem 3

Problem 2

Problem 4

Drag each item into the space below to check your answer.

Delete these instructions. Change the background to white when editing this slide. Then double click on the problems and replace the writing with words of your own. Note the two different colors on each problem.



Foreign Language  
Conjugate each of the verbs below

hablar

hacer

yo

yo

nosotros

nosotros

tu

tu

usted

ustedes

usted

ustedes

Drag each personal pronoun to the space below to check your answer



## Quadratic Equation

$$x^2 + 2x - 15 = 0$$

$$x^2 + 14x + 49 = 0$$

$$-10x^2 + 22x - 4 = 0$$

Slide Across  
Solutions

Slide Across

TOPIC

Solutions

item 1

Delete these instructions. Double click on an item # and replace the writing with your own word(s) or sentences. Note the two different colors on each item

item 2

item 3