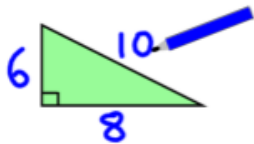


Teaching
with
SMARTBoard



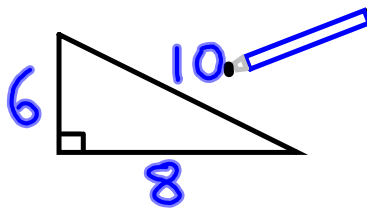
Episode 41

Holiday Gift Time

Hosted by Scott Miller
and David Sladkey

GIFT TIME
Emphasis

Teaching with SMARTBoard



<http://www.ncusd203.org/central/html/what/math/smartboard/>

[itunes](#)

TEACHER TUBE

<http://smartboard.libsyn.com>

smiller@naperville203.org
dsladkey@naperville203.org

Naperville Central High School
Naperville Community Unit School District 203
Naperville IL



41 Teaching with Smartboard

Our Gift to you

Holiday Season Thankfulness Smartboard

My Smartboard is attached to the wall.

I have had training on learning how to use
my Smartboard.

I know where to get training if I need to.

Lesson Activity Toolkit gives me some easy
lesson structures to use.

**My Students like to go to the Smartboard
and "teach" the rest of the class**

In which hand is the Statue of Liberty's Torch?

Right



On a standard traffic light, is the green on the top or bottom?

Bottom

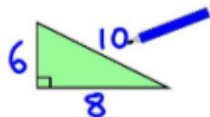


A gift

A Gift



Teaching with SMARTBoard



Using the Smartboard to Teach Engaging Lessons (With a 6-12 Math Emphasis)

HOME

Links

Resources

About

Subscribe to this Video Podcast from [iTunes](#)

Make a comment at our podcast site: <http://smarthboard.libsyn.com>

dsladkey @ naperville203.org

smiller @ naperville203.org

RESOURCES

Gallery

All Resources are made with a PC

[New! Gallery File \(A file that will add templates to your My Content Gallery\)](#)

[New! Lesson Templates Updated Updated December 2008 in Notebook version 10](#)

[New! Lessons Template Updated December 2008 PDF Version](#)

[New! Let's Get Started with SMARTBoard in WORD](#)



dsladkey@naperville203.org
smiller@naperville203.org

Attachments

Transformations.gsp

sample.gsp