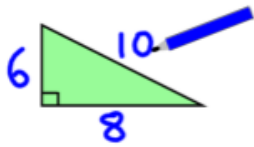


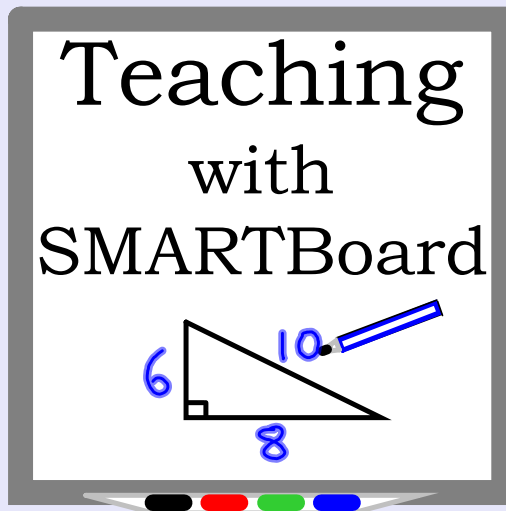
Teaching
with
SMARTBoard



Episode 31

*Hosted by Scott Miller and
David Gladkey*

Pull me



<http://www.ncusd203.org/central/html/what/math/smartboard/>

itunes

TEACHER TUBE

<http://smartboard.libsyn.com>

smiller@naperville203.org
dsladkey@naperville203.org

Naperville Central High School
Naperville Community Unit School District 203
Naperville IL



31 Teaching with Smartboard

Random One:

Alignment Lines

Random Two:

Themes

Random Three:



www.brainbreaks.blogspot.com

Random Four:

Teachers Love Smartboards



Where is the middle?



The White Board Blog

<http://www.whiteboardblog.co.uk/2008/08/smartboard-tutorial-themes.html>





Algebra 3.1





<http://brainbreaks.blogspot.com/>



Brain Breaks

Our students should have a brain break every 20-25 minutes. Brain breaks are refreshing to students and teachers alike. Each blog entry has a new idea on a brain break. Please comment if you have variations on a particular brain break. Do you have an idea for a Brain Break that you could share? All will benefit if you share your ideas. Email me at dsladkey@naperville203.org if you would like to be added as an author to this blog.

Blog Archive

- ▼ 2008 (5)
 - ▼ October (1)
 - [Paper Twirling](#)
 - September (4)

Links

[Jean Blaydes Madigan](#)
[Michigan Brain Breaks](#)
[Rocky Mountain News Sept 2008 Article](#)
[Naperville Central's Learning Readiness Program](#)
[Dave Sladkey's Website](#)
[Naperville Central High School](#)
[Naperville Community School District 203](#)

Wednesday, October 1, 2008

[Paper Twirling](#)



<http://www.smartboards.typepad.com/>

<http://smartboards.typepad.com/smartboard/challenge/>

Teachers Love SMART Boards

Challenge

September 28, 2008

SMART Notebook v.10 Challenge #2

This week's Smart Notebook Challenge is to produce a cool effect for revealing secret information. I have not used this technique in the classroom yet but I'm sure it'll be a big hit with the students as well as add a little excitement when you need to reveal some simple information to the class using your SMART Board interactive whiteboard.

The technique will allow students (or teachers) to drag a picture on the Smartboard into a box and have it suddenly reveal some secret information.

Here's this week's video description of the Smart Notebook Challenge #2:

GET PERSONAL
UPDATES!


Get updates to this post
to your email!

Enter your email address

Subscribe

Delivered by email

Subscribe in a minute

It's  for our
listeners to
submit a lesson
idea.

dsladkey@naperville203.org
smiller@naperville203.org